

POMONA ACTS

Pomona Activated for Community Transormation and Sustainability

OCTOBER, 2022

ONLINE COMMUNITY SURVEY FINDINGS



Pomona ACTS Online Survey Findings

Report Author and Survey Design

Kyle D. Brown, PhD

Translation

Sandra Espedas
Kyle D. Brown, PhD

Web Site Hosting

Clean & Green Pomona, Inc.

Pomona ACTS Working Group Member Organizations

Clean & Green Pomona, Inc. (Convening organization)
City of Pomona (Planning Grant Lead)
CHERP, Inc.
Conexion de Padres
Day One, Inc.
Fairplex
Foothill Transit
Grid Alternatives, Inc.
Institute for Ecological Civilization
Latino/Latina Roundtable of the San Gabriel Valley
National CORE
Pomona Hope
Pomona's Promise
Pomona Unified School District
Pomona Valley Transit Authority
San Gabriel Valley Conservation Corp
Western University of Health Sciences

POMONA ACTS VISION & MISSION

Pomona Activated for Community Transformation & Sustainability (Pomona ACTS) Working Group is a consortium of community-based organizations, institutions, residents and city officials, who envision a livable, vibrant, equitable and resilient Pomona, responding to the challenges of climate change while leveraging opportunities to improve public health, shared prosperity, and community identity.

Our mission is to position the City to obtain funding for this vision. While this vision is shared for the entire city, we focus our efforts on a 5 square-mile area that includes the major commercial corridors of Garey Avenue, Mission Boulevard, and Holt Avenue, two regional transit centers, and several community destinations such as Downtown, Civic Center Park Plaza, Washington Park, Ganesha Park, and Palomares Park. Funding may come from a variety of sources, including the State's Transformative Climate Communities program or other Greenhouse Gas Reduction programs, other state, federal or county aid, and private investment.




This project is supported by California Strategic Growth Council's Transformative Climate Communities Program with funds from California Climate Investments – Cap-and-Trade Dollars at Work.

Key Findings

This bi-lingual online survey of 613 respondents revealed the following interests and preferences in making progress toward the goals of Pomona ACTS:

1. When asked to prioritize goals for the city among 5 choices, **support for affordable housing** and **improving public health, wellness and resiliency** were clearly favored by respondents. Youth favored **clean transportation** as a third priority, while adults were more evenly split between **expanding economic opportunity** and clean transportation.
2. In support of affordable housing, more than half of all respondents identified **solar energy programs to reduce electricity costs** and **near-by work opportunities** as being most important. Youth favored **safe sidewalks** as a third important options, while adults favored **clean transportation** options.
3. A large majority of respondents identified **new parks and public open space** as important “green amenities,” with **more street trees** also being identified by a little less than half of all respondents.
4. **Renewable energy projects that reduce cooling costs**, and **shaded streets and sidewalks** were identified by a majority of respondents as important climate resiliency strategies.
5. **Better sidewalks and crosswalks** were identified by a clear majority of both youth and adults as the most important clean transportation improvement. **Local bus/shuttle connections** also were identified by a majority of respondents.
6. **Employment training programs for young adults** were identified by a large majority of respondents as among the most important strategies to promote shared prosperity. Youth clearly favored **support for new/expanding businesses** and **re-training program for mid-career people** as secondary priorities, while adults tended to favor **attracting new employers** over support for new/expanding businesses.
7. Several open-ended comments were offered by respondents to a number of questions. Common themes included the need to improve the condition of the streets, safety concerns related to public transit, and the impact of homelessness, response to drought conditions, housing and resiliency support for low-income households, and various urban greening strategies.
8. **Energy projects to reduce electricity costs, better sidewalks and crosswalks**, and **more street trees** were strategies that enjoyed broad support among respondents and contributed progress toward multiple goals of Pomona ACTS.



Background

The original community engagement plan for the Pomona ACTS Planning Grant included a “concise community engagement” component intended to solicit input from community members about opportunities for transformation through brief interactions. The community engagement subgroup designed an activity using “choice boards” that depicted different climate action strategies aimed at reducing greenhouse gas emissions, strengthening community resilience and public health, and promoting shared prosperity. Users would be given limited votes for identifying ideas that they believed were most important for transforming Pomona. Prior to the COVID-19 Pandemic, this activity was piloted with great success at two community gatherings. The proposal was to facilitate this activity at 12 community meetings to collect data about community priority and interests. However, the Pandemic ended all in-person meetings for a significant part of the grant period, and

even upon return to less restricted activity in recent months, many organizations and events continue to meet online, making the original proposal impractical to implement.

As an alternative, the community engagement team decided to launch an online, 10-minute survey with the goal of gaining similar insights from the community. This approach offered some advantages, including the opportunity to increase participation, offer the survey in Spanish as well as English, and potentially reach community members that would not have participated in community events, and collect some demographic information that would not have been possible in the original engagement plan.

Survey & Respondents

A 10-question online survey was developed using Google Forms, hosted on Clean & Green Pomona’s web site (www.cleangreenpomona.org).

A copy of the survey in both English and Spanish is provided at the end of this report. Bi-lingual advertisements were prepared to promote the survey and disseminated via web sites, social media, and social networks of Pomona ACTS Working Group. The survey was in the field from August 23, 2022, through September 7, 2022.

The result was a convenience sample of 613 respondents, far surpassing expectations. Basic demographic information was collected to better understand the characteristics of the convenience sample. Although the survey was offered in both Spanish and English, and outreach was made to community-based organizations that regularly connect with Pomona’s Spanish-speaking community, responses to the Spanish language survey constitute only 2% of the responses. Therefore, the sample lacked sufficient responses to compare input from Spanish-speaking participants with English-speaking participants.

POMONA! WE NEED YOUR INPUT!
¡Necesitamos tu opinión!

How should we best prepare for the effects of climate change?
¿Cómo debemos prepararnos mejor para los efectos del cambio climático?

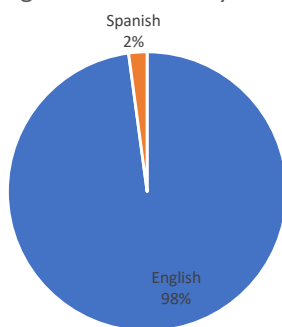
Take the survey/tomar la encuesta: www.cleangreenpomona.org



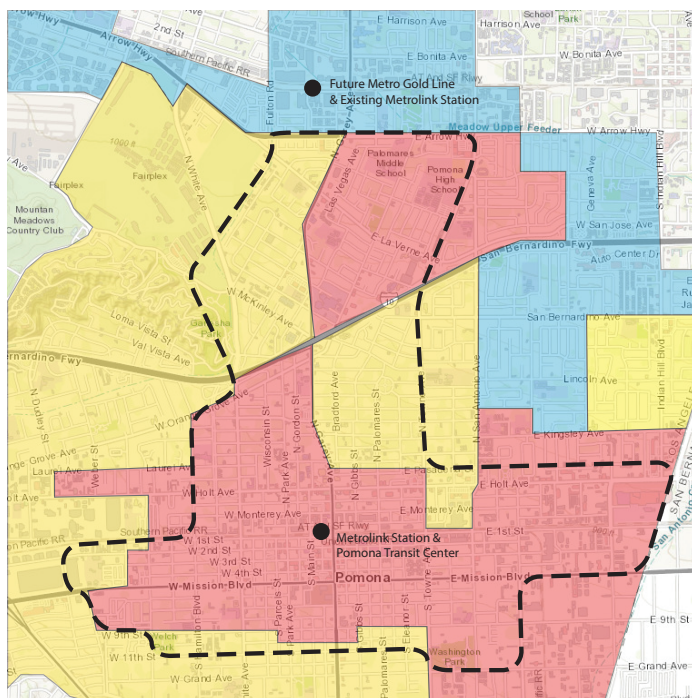
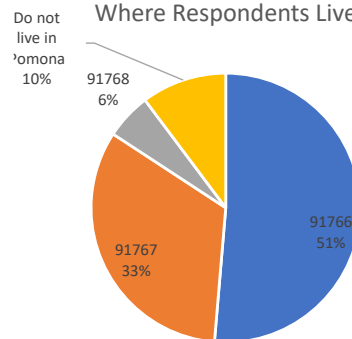
The respondents provided excellent representation from both South and North Pomona, with 51% of respondents living in the 91766 zip code (South Pomona) and 33% from the 91767 zip code (North Pomona). These two zip codes make up the majority of the planning area. A smaller percentage (6%) of respondents were from the 91768 zip code (West Pomona), and 10% did not live in the City.

A surprising participation rate was achieved from youth in the City. 87% of respondents, over 500 individuals, identified as under the age of 18. There was not a conscious effort to solicit participation from this group, however clearly some educational institutions were playing a role in encouraging students to complete the survey. Approximately 100 individuals identified as adults, providing reasonable representation from this age group, fairly evenly split between young adult, working age, and seniors. Due to the disproportionate representation of young people in the survey, there was some concern that the results may be skewed. Therefore, analysis of responses was compared between youth and adults to understand similarities and differences.

Language in Which Survey Was Taken



Where Respondents Live



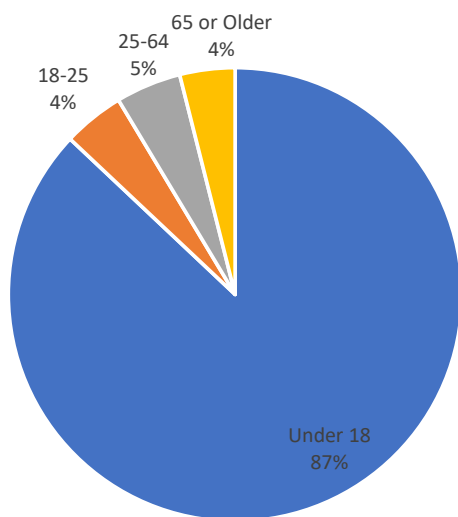
Pomona TCC Planning GrantProject Area

- Top 10% DAC
- Top 25% DAC
- Low-Income (AB 1550)



Pomona ACTS Planning Area encompasses downtown Pomona, as well as the Garey Ave, Holt Ave and Millson Blvd corridors, and includes portions of the 91766, 91767 and 91768 zip codes. Most census tracts in these zip codes are classified as disadvantaged communities by CalEnviroScreen 3.0.

Age of Respondents



GOOD REPRESENTATION FROM THE PLANNING AREA AND STRONG YOUTH PARTICIPATION

90% of the 613 respondents live in zip codes included within the project area. Youth participation was strong, comprising 87% of the responses.

Planning Priorities

Pomona ACTS has articulated 5 broad goals to guide our planning work:

1. Enhance clean local and regional transportation connections and resources.
2. Develop and maintain affordable housing options for community members.
3. Improve public health, wellness and resiliency of residents.
4. Expand economic opportunity and shared prosperity of Pomona residents and businesses.
5. Enhance community identity and cohesiveness.

Respondents were asked to rank-order these goals in terms of priority for Pomona. A goal selected as a top priority by a respondent received 5 points, and the lowest ranked priority received 1 point. Scores were then averaged to calculate a priority score.

Analysis of data from all respondents revealed that support for affordable housing was the highest priority (3.94), followed by public health (3.60) and transpor-

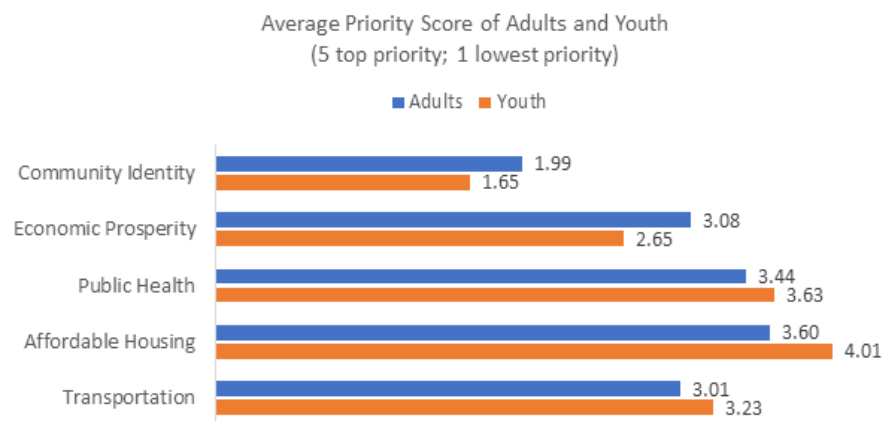
tation (3.19). Economic prosperity (2.72) and community identity (1.70) were notably lower.

When we compare the responses of youth and adults, we see some slight differences. While both prioritize affordable housing and public health as the top two goals, youth scored housing much higher than adults, and also ranked public health and transportation higher. In contrast, adults scored economic prosperity considerably higher than youth, ranking it slightly more important than transportation.

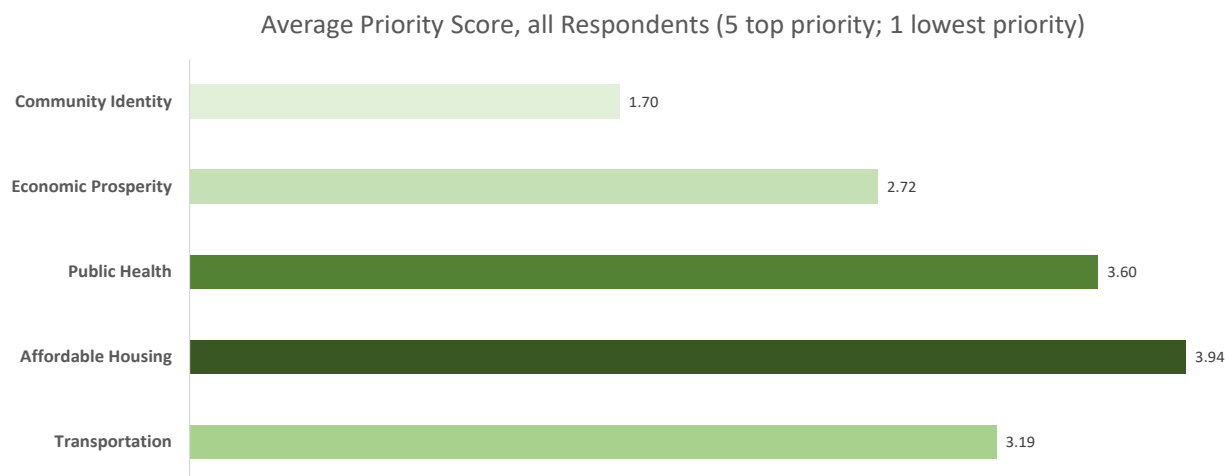
In addition to considering the average score of each goal, it is also important to look at what respondents identified as their top

priority. When considering all respondents, the overall importance of supporting affordable housing is revealed, with 40% ranking this as their top priority. Public health and transportation are a distant 2nd and 3rd choice at 24% and 22% respectively, and economic prosperity and community identity received far less support.

Not surprisingly, youth respondents top priority closely followed the pattern of all respondents. However adult respondents suggest a bit more balance, with 31% ranking affordable housing as most important, followed by public health (21%), transportation (19%), economic prosperity (18%), and community identity (11%).



Youth scored housing much higher than adults and also ranked public health and transportation higher. Adults scored economic prosperity higher, ranking it slightly more important than transportation.



Supporting Affordable Housing

Preliminary community engagement by the Pomona ACTS Working Group, as well as other planning processes in the city, revealed that housing affordability is clearly a top concern for Pomona residents. However, the Working Group recognized that there are other important sources of funding to support construction of affordable housing beyond the Transformative Climate Communities Program. Therefore the goal of Pomona ACTS and the focus of this survey was aimed at providing critical support for affordable housing, including infrastructure that would reduce greenhouse gas emissions and strengthen resiliency.

Respondents were asked which improvements they thought were most important to support affordable housing in Pomona. They were asked to select up to two pre-selected options, with the opportunity to enter additional ideas in the “other” field for one of their options. Pre-selected options included:

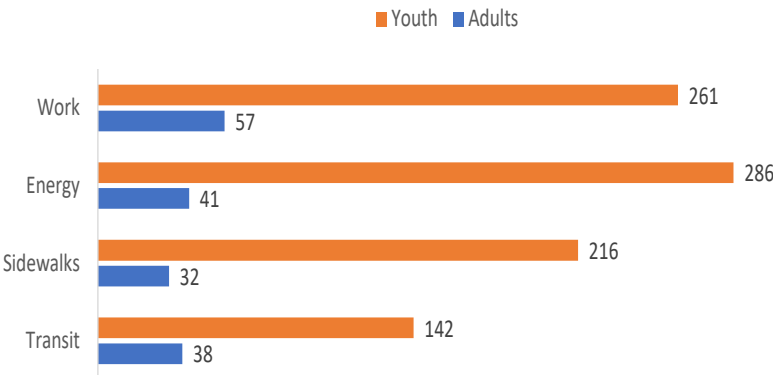
- Convenient access to public transit.
- Safe and comfortable sidewalks and crosswalks to support walking
- Solar energy programs to reduce electricity costs for residents
- Nearby work opportunities for residents

More than half of the respondents selected solar energy programs to reduce costs and nearby work opportunities as vital resources for affordable housing. Transit received the lowest level of importance. However when we compare youth and adult responses, we see more than half of all adults iden-

tified nearby work opportunities, and the importance of the other three strategies was more evenly split, with energy programs receiving slightly more support.

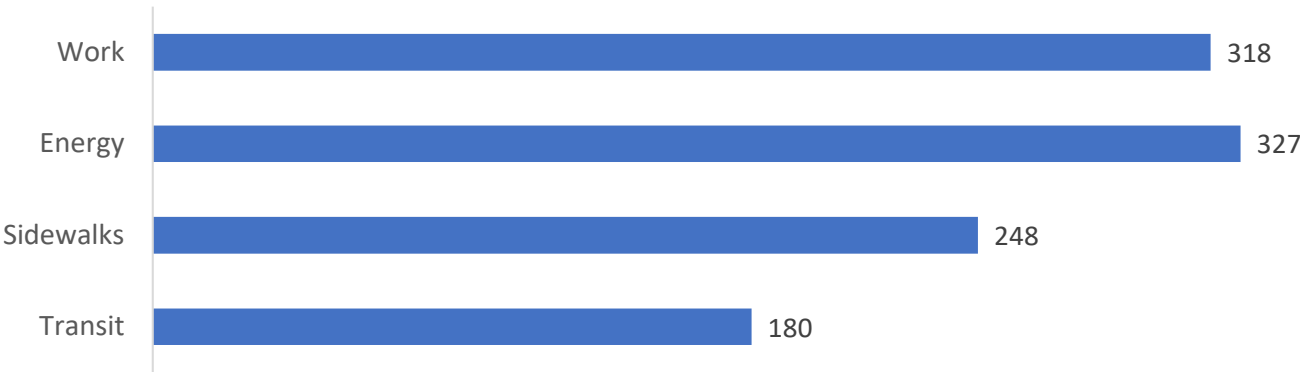
Ten respondents offered comments other than the four options listed for supporting affordable housing. Most of these comments were related to strategies for building more housing, including increasing density, lowering interest rates or creating homeownership programs, or making the permitting process for new homes easier. Other comments included the need for community-based policing to make the city safer, increasing tree planting, and safer public transit.

Which of the following improvements do you think are most important to support affordable housing in the city?



More youth respondents selected solar energy programs to reduce costs, while more adults prioritized nearby work opportunities.

Which of the following improvements do you think are most important to support affordable housing in the city? (All Respondents)



Urban Greening

Urban greening efforts such as providing access to parks, open space, and community gardens has been linked to positive public health. Respondents were asked to select up to two of the following amenities that they would most like to see in Pomona, or provide additional ideas in the “other” option:

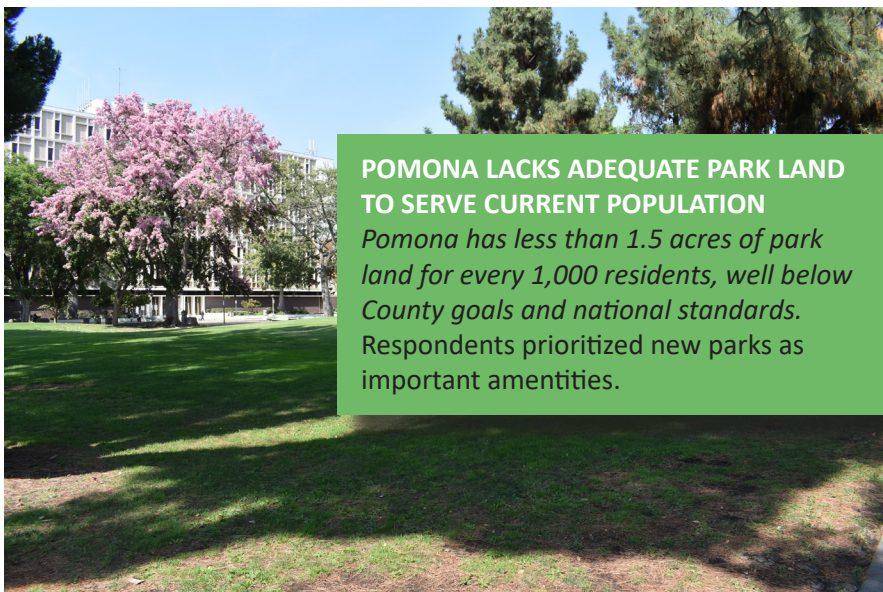
- New parks and public open space.
- New features added to existing parks.
- More street trees throughout the city.
- More community gardening options.

A large majority of respondents selected new parks as one of the two most desirable amenities. More street trees was selected by a little less than half of the respondents. Community gardening amenities scored notably lower than the other listed options. Similar patterns were shown between youth and adult respondents for this question.

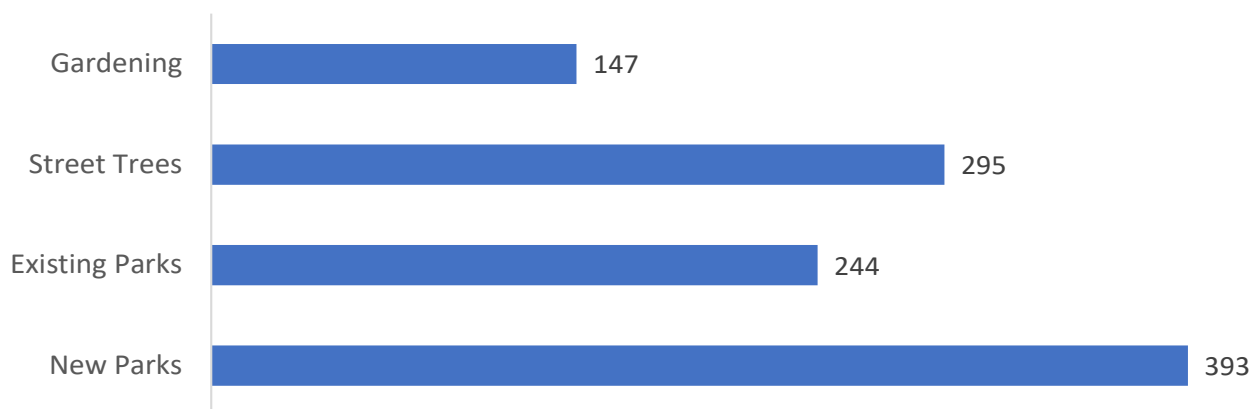
Twenty respondents offered comments beyond the listed options. Many of these comments reinforced some of the options

described above. Two respondents stressed that all four options were important; many described more tree planting, re-forestation (of Ganesha Park and freeway areas in particular), drought resistant planting and better tree maintenance; three respondents called for more soccer parks with goals and/or sports parks in the city; three comments addressed park safety, calling for more security, community-based policing, or preventing homeless from camping in parks; two responses encouraged storm-water capture and treatment; one comment proposed programs to support establishing drought-tolerant landscapes; one comment pro-

posed wind turbines; one proposed that public swimming pools be open for longer periods throughout the year; one comment asked to remove the tennis courts as Washington Park; and one proposed more urban agriculture.



Which of the following "green" amenities would you most like to see in Pomona?

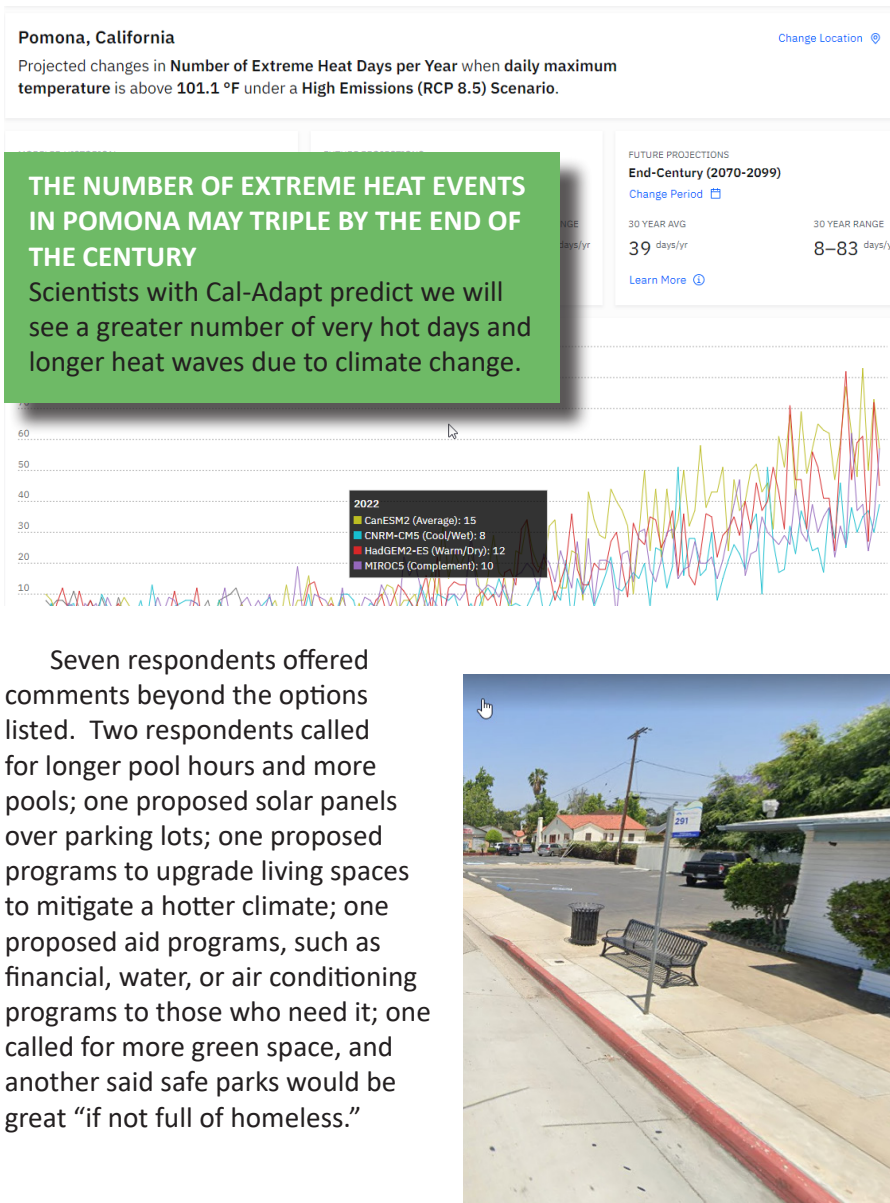


Climate Change Resiliency

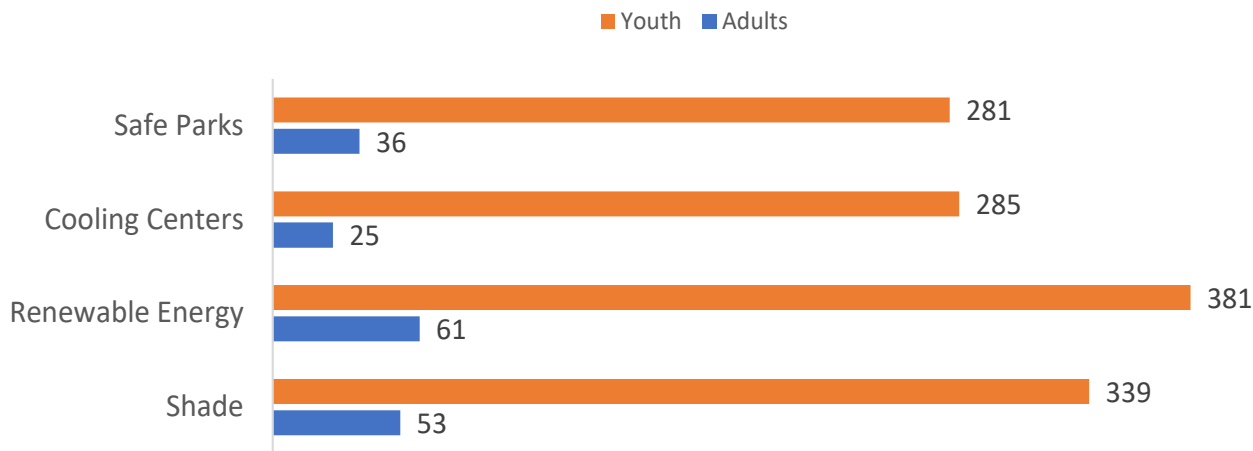
Extreme heat events are significant public health concern in Pomona. Respondents were asked about options that would help residents “beat the heat” expected due to climate change. In addition to being able to provide their own ideas, respondents were asked to choose up to two of the following:

- Shaded streets and sidewalks
- Renewable energy projects that reduce the cost of cooling home and businesses
- Neighborhood cooling centers to provide relief for those without air conditioning
- Safe parks and public spaces open during cooler evening hours

Selections were more balanced across these options. A majority selected renewable energy projects to reduce costs, followed by shade, cooling centers and safe parks at night. Responses of youth and adults were mostly similar, although more adults selected safe parks at night over cooling centers.



Which of the following are the options you'd like to see in Pomona to help residents "beat the heat" expected due to climate change?



A majority of respondents selected renewable energy programs to reduce cooling costs and shaded streets and sidewalks.


Clean Transportation

Respondents were asked to select up to two transportation improvements they would most like to see, selecting from among the following or writing in their own:

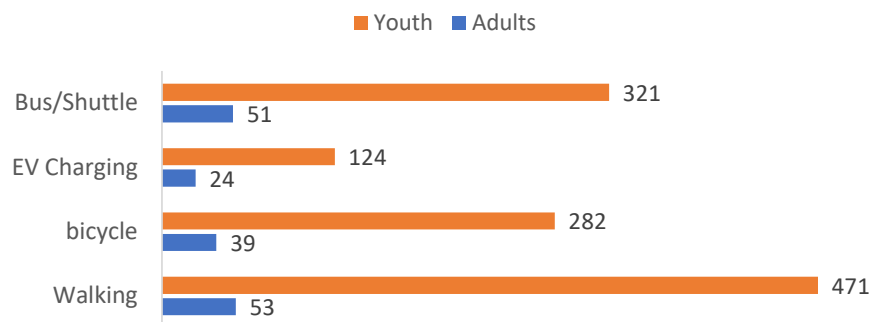
- Local bus/shuttle connections to Pomona Transit Centers and important destinations.
- More charging stations for electric vehicles in convenient locations.
- Improved bicycle routes to maximize safety and convenience.
- Better sidewalks and crosswalks to encourage safe walking.

Surprisingly, better sidewalks to encourage walking was by far the most popular selection with a large majority, followed by bus/shuttle connections and bicycle routes. EV charging stations scored notably lower in importance.

It was believed that the high percentage of youth in the sample may be impacting these results, but when we examined the adult responses, we see that a slight majority still selected walking, with bus/shuttle connections a close second. Once again, EV charging stations received the least support among adults.

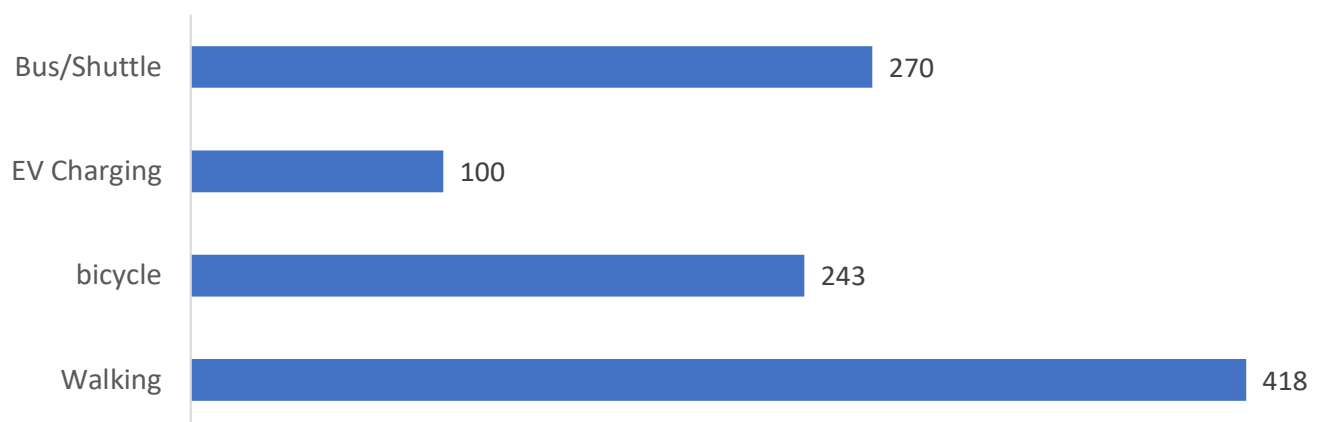


Which of the following transportation improvements would you most like to see in Pomona?



Walking and bus/shuttle connections were prioritized by a majority of youth and adults.

Which of the following transportation improvements would you most like to see in Pomona?



Better sidewalks and crosswalks to encourage safe walking was overwhelmingly selected as in important improvement.

Clean Transportation - Continued

We asked respondents to tell us the way they typically get to work or school to understand their current use of transportation. Over 70% of all respondents rely on an automobile, either their own or a friend or family member. But 16% identified walking as their most common mode of transit to work or school, followed by bicycle, public transit, or other private transportation, each at 3%. When looking at just the adult respondents we see a similar pattern of 73% relying on automobiles, 12% walking and 7% biking. So while the rate of youth response clearly influences the importance placed on walking, the adult respondents described a fairly similar transportation mode breakdown.

Twenty-five respondents provided comments beyond the options listed. By far the most common set of write-in responses (10) raised the need to fix streets or improve their condition, including cleanliness. Five comments supported public transit, calling

SELECT OPEN-ENDED RESPONSES REGARDING DESIRED CLEAN TRANSPORTATION IMPROVEMENTS

"I like the idea of more charging stations; they should be under solar panels and have batteries to store power for those who visit at night. High density living complexes should be encouraged to install charging stations too. Public transportation should be a cultural norm."

"Bike & walking path connecting Cal Poly, Bonelli and Ganesha Park."

"Electric trolley."

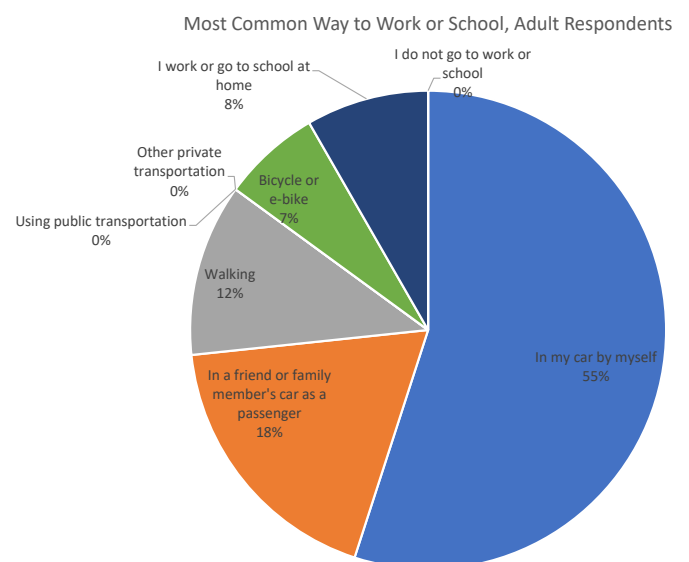
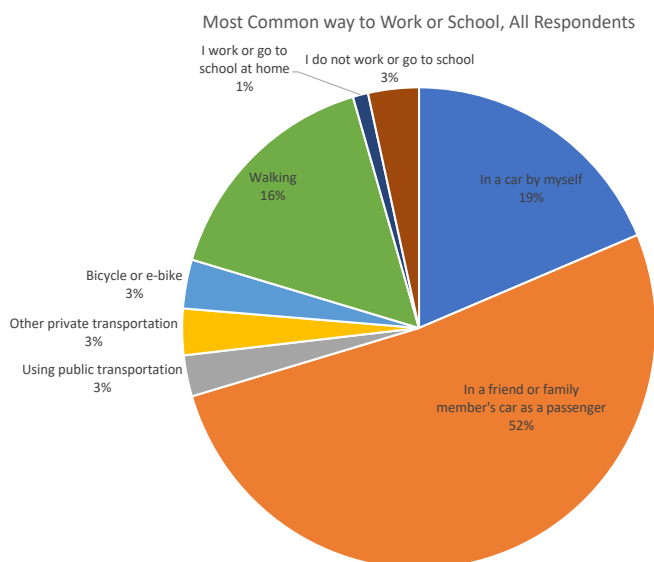
"Better traffic policing."

"Bus shelters so riders waiting at stops can wait in the sun. Current stops might be better utilized if there is a tree nearby to shade them."

"Expanded free dial a ride options."

for more buses, better shelters at bus stops, Free dial-a-ride services, and electric trolleys; five addressed public safety, with two calling for better traffic policing and traffic cameras, one calling for community-based policing at transit centers, and two expressing safety and cleanliness concerns with homelessness; two responses discussed automobile technology including more charging stations and "modified vehicles"; one response called for bike/pedestrian paths to Cal Poly Pomona, Bonelli Park, and Ganesha Park; and one response called for more lanes on streets because "morning traffic sucks."

sha Park; and one response called for more lanes on streets because "morning traffic sucks."



Shared Prosperity

Respondents were asked to select up to two strategies most important for improving the financial well-being of Pomona families and residents, selecting from among the following or writing in their own:

- Training programs for well-paying and reliable jobs for young adults.
- Re-training programs for mid-career adults looking for better employment.
- Support for residents to start or expand their own businesses.
- Attracting new employers to the city.

A large majority of respondents selected training programs for young adults, while support for starting and expanding businesses were more evenly split. When comparing adults and youth respondents, a majority of both groups selected training programs for young adults. While slightly more youth selected support for new/expanding businesses than re-training for mid-career people,



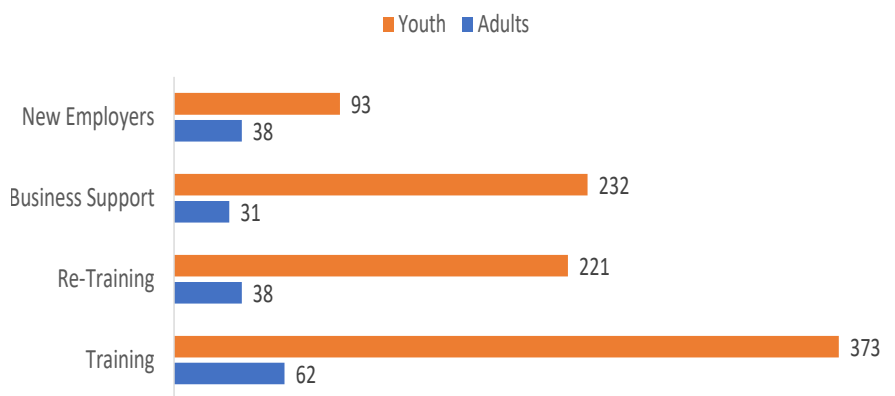
adults were evenly split between re-training programs and attracting new employers to the city.

Six respondents provided comments other than the listed options. Ideas offered included rent reduction, affordable home ownership, local food production, entrepreneurial opportunities in

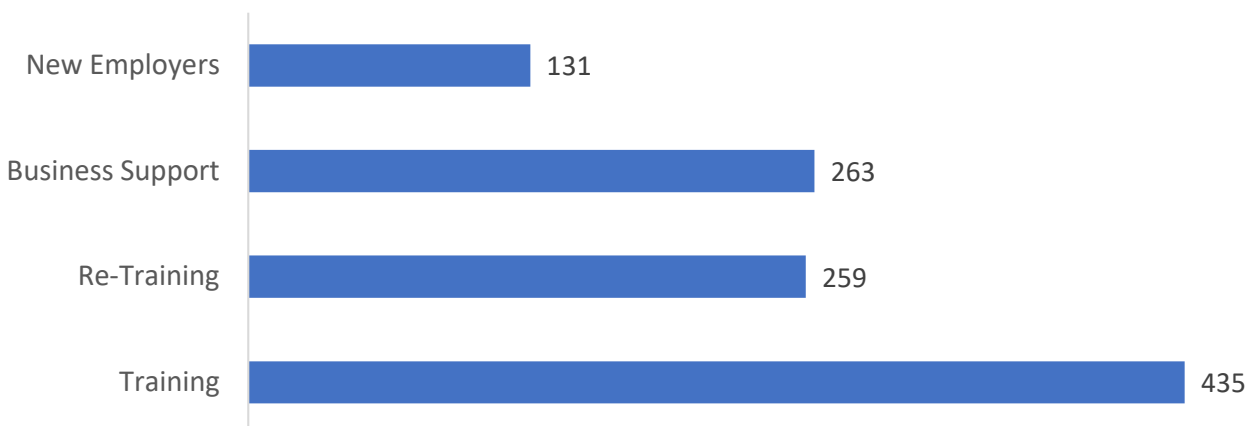


lofts downtown, and financial literacy programs. Other comments encouraged the city to look out for itself and its residents and not cater to business, "Stop pandering to low income residents and start attracting educated families to Pomona," and resolving the homeless issue in order to attract business.

Which of the following are most important for improving the financial well-being of Pomona families and residents?



Which of the following are most important for improving the financial well-being of Pomona families and residents?



Training programs for young adults was identified as important by a large majority of respondents. While youth also prioritized support for new/expanding businesses and re-training for mid-career people, adults favored attracting new employers and re-training.

Pomona ACTS Vision, Mission and Goals

Pomona Activated for Community Transformation & Sustainability (Pomona ACTS) Working Group is a consortium of community-based organizations, institutions, residents and city officials, who envision a livable, vibrant, equitable and resilient Pomona, responding to the challenges of climate change while leveraging opportunities to improve public health, shared prosperity, and community identity.

Our mission is to position the City to obtain funding for this vision. While this vision is shared for the entire city, we focus our efforts on a 5 square-mile area that includes the major commercial corridors of Garey Avenue, Mission Boulevard, and Holt Avenue, two regional transit centers, and several community destinations such as Downtown, Civic Center Park Plaza, Washington Park, Ganesha Park, and Palomares Park. Funding may come from a variety of sources, including the State's Transformative Climate Communities program or other Greenhouse Gas Reduction programs, other state, federal or county aid, and private investment. To guide this mission, we have established the following goals:

- 1. Enhance clean local and regional transportation connections and resources.** Pomona is uniquely positioned within the region, hosting two distinct regional transit centers serviced by multiple agencies and lines of rail and bus service. There is an opportunity to efficiently connect these centers, providing critical regional mass transit linkages serving the San Gabriel Valley and the Inland Empire. On the local level, connections to these transit hubs must be strengthened to serve residents, businesses and local colleges. Bicycle and pedestrian safety improvements are needed to reduce dependency on automobiles and electric charging infrastructure must be expanded.
- 2. Develop and maintain affordable housing options for community members.** The housing crisis is limiting housing options for Pomona families. The City is actively working with non-profit developers on a number of affordable housing projects, has recently enacted an inclusionary housing requirement for new development, and is working on its zoning code update to streamline development. It is a priority for the Working Group to support additional steps to ensure housing affordability, through reduction in energy costs, construction of 100% affordable projects, inclusionary projects, accessory dwelling units, and other innovative strategies for increasing quality affordable housing, particularly in areas well-served by transit, shopping, and other resources.
- 3. Improve public health, wellness and resiliency of residents.** Pomona residents currently experience some of the highest pollution burdens in the State, and experience higher rates of many adverse health conditions such as asthma and cardiovascular disease. Modeling predicts that the number of extreme heat events will triple over the next 50 years, placing further health burdens on the population. The Working Group strives to improve public health and wellness by reducing exposure to harmful pollutants, developing strategies to reduce urban heat, and provide affordable relief in extreme heat events. The Group seeks to also strengthen assets that contribute to health, wellness and resiliency, such as bicycle, pedestrian, park and open space opportunities.
- 4. Expand economic opportunity and shared prosperity of Pomona residents and businesses.** The Working Group envisions Pomona as a regional economic engine where residents can both live and work, reducing costs, emissions and time associated with commuting. The City includes three Opportunity Zones to support economic investment, and multiple institutions and programs to support living wage job development and career training. These programs include opportunities in green industries, as well as vital service sectors such as health care. The group seeks to provide infrastructure that supports economic development and innovation that provides living wages for residents.
- 5. Enhance community identity and cohesiveness.** Pomona contains many neighborhoods with strong character through distinct features, places and landmarks that contribute to identity and strong neighborly connections. However, some neighborhoods, despite their central location, lack such assets and are subject to adverse impacts from pollution, underutilized land, and disinvestment. Strengthening community identity and assets in these neighborhoods will enhance the life of local residents, and also strengthen connections to assets such as downtown and regional transit centers.



Survey - English

Pomona People! We need your input!

The City has partnered with local organizations and institutions to transform Pomona into an even more vibrant and resilient city - prepared to face the challenges of climate change in the coming years. As part of this effort, we want to hear your opinions about goals and priorities for improvements in the city. We invite you to take this brief survey to assess the desirability of project opportunities.

Your participation is voluntary, you can skip any questions you don't wish to answer, and exit the survey at any time. **It should take less than 10 minutes to complete this survey.**

This project is supported by California Strategic Growth Council's Transformative Climate Communities Program with funds from California Climate Investments - Cap-and-Trade Dollars at Work.

 kdbrown@cpp.edu (not shared) [Switch account](#) 



Clean Transportation

1. Which of the following transportation improvements would you most like to see in Pomona?
(select up to two you think are most important)

- ☐ Better sidewalks and crosswalks to safely encourage walking.
- ☐ More charging stations for electric vehicles in convenient locations.
- ☐ Improved bicycle routes to maximize safety and convenience.
- ☐ Local bus/shuttle connections to Pomona Transit Centers and important destinations in the city.
- ☐ Other: _____



Affordable Housing

2. Which of the following improvements do you think are most important to support affordable housing in the city?
(select up to two improvements)

- ☐ Nearby work opportunities for residents.
- ☐ Safe and comfortable sidewalks and crosswalks to support walking.
- ☐ Solar energy programs to reducing electricity costs for residents.
- ☐ Convenient access to public transit.
- ☐ Other: _____



Urban Greening

3. Which of the following "green" amenities would you most like to see in Pomona?
(select up to two amenities)

- ☐ More community gardening options.
- ☐ New features added to existing parks
- ☐ New parks and public open space.
- ☐ More street trees throughout the city.
- ☐ Other: _____



Shared Prosperity

4. Which of the following are most important for improving the financial well-being of Pomona families and residents?
(select up to two choices)

- ☐ Re-training programs for mid-career adults looking for better employment.
- ☐ Attracting new employers to the city.
- ☐ Support for residents to start or expand their own businesses.
- ☐ Training programs for well-paying and reliable jobs for young adults.
- ☐ Other: _____



Climate Change

5. Which of the following are the options you'd like to see in Pomona to help residents "beat the heat" expected due to climate change?
(select up to two)

- ☐ Renewable energy projects that reduce the cost of cooling homes and businesses.
- ☐ Shaded streets and sidewalks.
- ☐ Neighborhood cooling centers to provide relief for those without access to air conditioning.
- ☐ Safe parks and public spaces open during cooler evening hours
- ☐ Other: _____

6. How would you rank the following goals in order of priority for Pomona?
(choose only one goal for each priority ranking; only rank goals you think are important)

	Clean local/regional transportation	Support for affordable housing	Improving public health & wellness	Expanding economic opportunity	Enhancing community identity
Top Priority	<input type="radio"/>	<input type="radio"/>	<input type="radio"/>	<input type="radio"/>	<input type="radio"/>
2nd Priority	<input type="radio"/>	<input type="radio"/>	<input type="radio"/>	<input type="radio"/>	<input type="radio"/>
3rd Priority	<input type="radio"/>	<input type="radio"/>	<input type="radio"/>	<input type="radio"/>	<input type="radio"/>
4th Priority	<input type="radio"/>	<input type="radio"/>	<input type="radio"/>	<input type="radio"/>	<input type="radio"/>
5th Priority	<input type="radio"/>	<input type="radio"/>	<input type="radio"/>	<input type="radio"/>	<input type="radio"/>



Tell Us About You

Tell us a little about you...

7. Do you currently live in Pomona? If so, what is the zip code where you live
(select the best option)

8. Do you currently work or go to school in Pomona? If so, what is the zip code where you work or go to school
(select the best option)

9. If you work or go to school, what is the most common way to get there?
(select the best option)

- ☐ In my car by myself
- ☐ In a friend or family member's car as a passenger
- ☐ Using public transportation (bus, dial-a-ride, or rail)
- ☐ Other private transportation (taxis, rideshare providers, car-sharing programs, etc)
- ☐ Bicycle or e-bike
- ☐ Walking
- ☐ I work or go to school at home
- ☐ I do not work or go to school
- ☐ Other: _____

10. Which category best describes your age?

- ☐ Under 18 years old
- ☐ 18 - 25 years old
- ☐ 25 - 34 years old
- ☐ 35 - 44 years old
- ☐ 45 - 54 years old
- ☐ 55 - 64 years old
- ☐ 65 years of age or older

[Submit](#)

[Clear form](#)

Survey - Español

¡Gente de Pomona! ¡Necesitamos tu opinión!

La Ciudad de Pomona está trabajando con organizaciones e instituciones locales para transformarse en una ciudad aún más vibrante y resiliente, preparada para enfrentar los desafíos del cambio climático en los próximos años. Como parte de este esfuerzo, queremos escuchar tu opinión sobre las metas y prioridades para mejorar la ciudad. Te invitamos a realizar esta breve encuesta para evaluar el nivel de interés de los posibles proyectos.

Tu participación es voluntaria, puede omitir cualquier pregunta que no desee responder y salir de la encuesta en cualquier momento. **Le encuesta toma menos de 10 minutos para completarla.**

Este proyecto es apoyado por California Strategic Growth Council's Transformative Climate Communities Program con fondos de California Climate Investments - Cap-and-Trade Dollars at Work.



Transporte Limpio

1. ¿Cuál de las siguientes mejoras de transporte te gustaría ver en Pomona? (seleccione hasta dos que considere más importantes)

- ☐ Más estaciones de carga para vehículos eléctricos en ubicaciones convenientes.
- ☐ Conexiones locales de autobús/transporte a los Centros de Tránsito de Pomona y destinos importantes de la ciudad.
- ☐ Mejores aceras y cruces peatonales para caminar con seguridad.
- ☐ Rutas de bicicleta mejoradas para maximizar la seguridad y la comodidad.
- ☐ Other: _____



Vivienda Asequible

2. ¿Cuáles de las siguientes mejoras cree que son más importantes para apoyar viviendas asequibles en la ciudad? (Seleccione hasta dos mejoras)

- ☐ Acceso conveniente al transporte público.
- ☐ Aceras y cruces peatonales seguros y cómodos para apoyar a la gente que camina.
- ☐ Programas de energía solar para reducir los costos de electricidad para los residentes.
- ☐ Oportunidades de trabajo cercanas para los residentes.
- ☐ Other: _____



Reverdecimiento Urbano

3. ¿Cuál de los siguientes servicios "verdes" le gustaría ver en Pomona? (seleccione hasta dos amenidades)

- ☐ Nuevas funciones añadidas a los parques existentes
- ☐ Más árboles en las calles de la ciudad.
- ☐ Nuevos parques y espacios abiertos para el público.
- ☐ Más huertas comunitarias.
- ☐ Other: _____



Prosperidad Compartida

4. ¿Cuáles de los siguientes son más importantes para mejorar el bienestar financiero de las familias y residentes de Pomona? (seleccione hasta dos opciones)

- ☐ Apoyo a los residentes para iniciar o crecer sus propios negocios.
- ☐ programas de entrenamiento laboral dirigidos a jóvenes; los cuales ofrecen buen pago y estabilidad laboral.
- ☐ Reentrenamiento laboral para adultos en la mitad de su carrera que buscan un mejor empleo.
- ☐ Atraer nuevos empleadores a la ciudad.
- ☐ Other: _____



Cambio Climático

5. ¿Cuáles de las siguientes son las opciones que le gustaría ver en Pomona para ayudar a los residentes a "combatir el calor" esperado debido al cambio climático? (seleccione hasta dos)

- ☐ Calles y aceras sombreadas.
- ☐ Centros de enfriamiento para brindar alivio a quienes no tienen acceso a aire acondicionado.
- ☐ Parques seguros y espacios públicos que se mantienen abierto durante las horas más frescas de la noche
- ☐ Proyectos de energía renovable que reducen el costo de enfriar hogares y negocios.
- ☐ Other: _____

6. ¿Cómo clasificaría las siguientes metas en orden de prioridad para Pomona? (elijá solo un objetivo para cada clasificación de prioridad; solo clasifique los objetivos que considere importantes)

	Transporte local/regional limpio	Apoyo a la vivienda asequible	Mejorar la salud pública y el bienestar	Expansión de la oportunidad económica	Mejorar la identidad de la comunidad
Máxima prioridad	<input type="radio"/>	<input type="radio"/>	<input type="radio"/>	<input type="radio"/>	<input type="radio"/>
Segunda prioridad	<input type="radio"/>	<input type="radio"/>	<input type="radio"/>	<input type="radio"/>	<input type="radio"/>
Tercera prioridad	<input type="radio"/>	<input type="radio"/>	<input type="radio"/>	<input type="radio"/>	<input type="radio"/>
Cuarta prioridad	<input type="radio"/>	<input type="radio"/>	<input type="radio"/>	<input type="radio"/>	<input type="radio"/>
Quinta prioridad	<input type="radio"/>	<input type="radio"/>	<input type="radio"/>	<input type="radio"/>	<input type="radio"/>



Cuéntanos Acerca de Tí

Cuéntanos un poco sobre tí...

7. ¿Actualmente vive en Pomona? Si es así, ¿cuál es el código postal donde vives? (seleccione la mejor opción)

Choose

8. ¿Actualmente trabaja o asiste a la escuela en Pomona? Si es así, ¿cuál es el código postal donde trabaja o estudia? (seleccione la mejor opción)

Choose

9. Si trabaja o va a la escuela, ¿cuál es la forma más común de llegar? (seleccione la mejor opción)

- ☐ En mi auto solo
- ☐ En el automóvil de un amigo o familiar como pasajero
- ☐ Usar el transporte público (autobús, dial-a-ride o tren)
- ☐ Otro transporte privado (taxis, proveedores de viajes compartidos, programas de vehículos compartidos, etc.)
- ☐ Bicicleta o e-bike
- ☐ Caminando
- ☐ trabajo o voy a la escuela en casa
- ☐ no trabajo ni voy a la escuela
- ☐ Other: _____

10. ¿Qué categoría describe mejor su edad?

- ☐ Menores de 18 Años de Edad
- ☐ 18 - 25 años
- ☐ 25 - 34 años
- ☐ 35 - 44 años
- ☐ 45 - 54 años
- ☐ 55 - 64 años
- ☐ 65 años de edad o más



101 W. Mission Blvd.
Ste. 110-341
Pomona, CA 91766

Copyright 2022 by Clean & Green Pomona, Inc.

